

Student ID: _____

CS 151 Quiz 4

Name : _____ , _____
(Last Name) (First Name)

Student ID : _____

Signature : _____

Instructions:

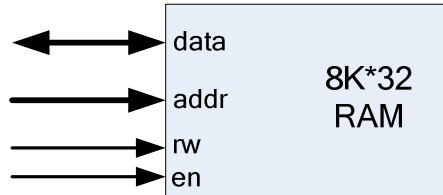
1. Please verify that your paper contains **9 pages** including this cover.
2. Write down your Student-Id on the top of each page of this quiz.
3. This exam is **closed book**. No notes or other materials are permitted.
4. Total credits of this quiz are **50 points**.
5. To receive credit you must show your work clearly.
6. Calculators are **NOT** allowed.

Student ID: _____

Q1 [Memory Design]

[10 points]

Design a 16K*64-bit RAM using 8K*32-bit RAM modules shown below.



8K*16-bit RAM Module

Use a minimum number of the following logic components in your design (*no other components may be used for this design*):

- 1) Priority Encoder
- 2) Decoder
- 3) Multiplexer

Student ID: _____

<This page is intentionally left blank>

Student ID: _____

Q2 [Critical Path Delay Calculation] **[15 points]**

Assume that you can use only 2-input gates with a gate delay of 2ns and inverters with negligible delay.

- a. Determine the critical path delay of a 4-to-1 MUX **built using only 2-input gates and inverters.** [6 points]

Student ID: _____

- b. Determine the critical path delay of a 4-to-1 MUX **built using 2-to-1 MUX components that are in turn built using 2-input gates and inverters [9 points]**

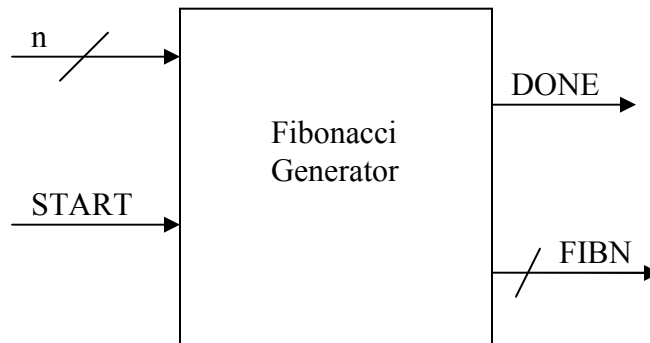
(HINT: You should first implement a 4-to-1 MUX using 2-to-1 MUXes and then determine the critical path delay of the circuit)

Student ID: _____

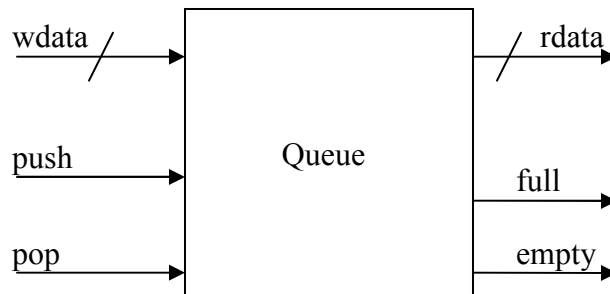
Q3 [RTL Design-Queue Operation]

[25 points]

Design a circuit which takes as an input an integer number n (in the form of a 4 bit unsigned binary number) and computes the n th number in the Fibonacci sequence as the output FIBN. A START signal begins the operation and a DONE signal is asserted when the Fibonacci number is outputted on FIBN, as shown below:



The computation of FIBN should use a queue as shown below. Assume that the first two numbers of Fibonacci sequence are already inserted in the queue, i.e., when you pop the the queue the first two times, you will get Fib (0) first and Fib (1) next.



NOTE: n th number in Fibonacci sequence is calculated as following:
 $Fib(n) = Fib(n-1) + Fib(n-2)$

Student ID: _____

a) Draw the high-level state machine for this circuit. [10 points]

Student ID: _____

b) Draw the data-path. [15 points]