

# Stable Energy-Aware Topology Management in Ad Hoc Networks

Lichun Bao  
 3212 Bren Hall, Computer Science Dept.  
 Bren School of ICS  
 University of California  
 Irvine, CA 92697  
 Email: lbao@ics.uci.edu

J.J. Garcia-Luna-Aceves  
 Computer Engineering Department  
 Jack Baskin School of Engineering  
 University of California  
 Santa Cruz, CA 95064  
 Email: jj@soe.ucsc.edu

*Abstract*— The efficiency of a communication network depends not only on its control protocols, but also on the underlying network topology. We propose a distributed topology management algorithm that constructs and maintains a backbone topology based on a minimal dominating set (MDS) of the network. According to this algorithm, each node determines the membership in the MDS for itself and its one-hop neighbors based on two-hop neighbor information that is disseminated among neighboring nodes. The algorithm then ensures that the members of the MDS are connected into a connected dominating set (CDS), which can be used to form the backbone infrastructure of the communication network for such purposes as routing. The correctness of the algorithm is proven, and the efficiency is compared with other topology management heuristics using simulations. Our algorithm shows better behavior and higher stability in ad hoc networks than prior algorithms.

*Keywords:* Topology management; connected dominating set; topology control.

## I. INTRODUCTION

The topology of an ad hoc network plays a key role in the performance of control algorithms in the network. In many cases, not all network links are needed for communication purposes. Weeding out redundant and unnecessary topology information, usually referred to as *topology management*, can significantly improve the performance of ad hoc networks, and sustain network operations over extended period of time. Topology management has been effectively applied in ad hoc networks to supplement routing control protocols, such as CEDAR [27], [28], and to schedule efficient channel access to propagate broadcast data [11].

Topology management in ad hoc networks is an approach to hierarchically organizing networks, and should be differentiated from topology control through power control. Both approaches can serve the energy efficiency and interference reduction purposes, critical for ad hoc wireless networks. However, power control mechanisms save the energy consumption of individual nodes and reduce mutual interference by adjusting the transmit power level on a per-node basis, so that one-hop neighbor connectivity is balanced and overall network connectivity is ensured [16], [23], [29]. While topology management mechanisms are based on hierarchical topology organization, in which a subset of the network nodes is selected to serve as the network backbone to support essential network control functions [19]. Such approach is commonly known as *clustering*. This way, networks nodes are connected to a select set of *clusterheads*, which in turn are connected with one another directly or by means of *gateways*. Once the network clustering stabilizes, the clusterheads and the gate-

ways coordinates routing and channel access functions to help reduce the complexity of topology maintenance, and simplify routing, bandwidth allocation, channel access supports. With fewer nodes providing overall network control and data forwarding support, the ad hoc networks create less interference and consume less energy.

Significant works have focused on topology control algorithms in order to maintain network connectivity and improve routing performance, while reducing energy consumption and interference. Li *et al.* proved that network connectivity is minimally maintained as long as the decreased power level keeps at least one neighbor remaining connected at every  $2\pi/3$  to  $5\pi/6$  angular separation [20]. Ramanathan *et al.* proposed to incrementally adjust nodal power levels so as to keep network connectivity at each step [25]. Heuristics for energy aware routing using topology control mechanisms were also well explored in the past [18], [21]. However, topologies derived from power control mechanisms result in unidirectional links, cause harmful interference in the MAC layer [24], and complicates routing protocol designs [5]. Furthermore, some distributed implementations of these algorithms can hardly improve the throughput of mobile networks [25].

In this paper, we focus on topology management mechanisms to elect a minimum and sufficient number of links to serve as the communication backbone of the network. Accordingly, the clustering approach to topology management can be modeled as the minimum dominating set (MDS) problem and the relevant minimum connected dominating set (MCDS) problem in graph theory.

The first MDS problem is to find a dominating set of nodes with the following property: each node is either in the dominating set, or is adjacent to a node in the dominating set. The problem of computing the minimum dominating set is known to be NP-hard [1], [13] even with the complete network topology. In distributed environments such as ad hoc networks, it is impossible to compute the “minimum” dominating sets. Therefore, we approximate the MDS solutions by computing a *minimal* dominating set using various heuristics in polynomial steps.

The second MCDS problem is to induce a subgraph of the original graph such that the induced subgraph includes the MDS, and has the the same number of connected components as the original graph. The MCDS problem is another well-known NP-complete problem in graph theory. Accordingly, MCDS solutions are also approximated by sub-optimum solutions by computing a minimal connected dominating set (CDS) in the networks.

Many heuristics to derive CDS have been proposed in the past, which followed two strategies: through negotiations or by applying deterministic criteria. Negotiations require multiple incremental steps, such as the “core” extraction algorithm [28], the spanning-tree algorithm [15], the randomize election algorithm SPAN [9] and the latency-aware algorithm STEM [30], and may incur an election jitter during the process due to the lack of consensus about the nodes being elected as the clusterheads.

In contrast, deterministic criteria can determine the clusterheads in a single round. Different heuristics have been used to form clusters and to elect clusterheads. We discuss the following popular approaches, which serve as benchmark comparisons to our algorithms:

1) **Lowest ID**: Several approaches utilized the node identifiers to elect the clusterhead within one or multiple hops [1], [3], [12], [14], [22]. For simplicity, we refer to this approach as **Lowest ID** in our comparative analysis. Banerjee and Khuller assigned a weight value to each node for clusterhead election, which is essentially the same as **Lowest ID** [4].

2) **Max Degree**: The node degree is another commonly used heuristic in which nodes with higher degrees are more likely to become clusterheads [15], [17], [28]. We refer to this approach as **Max Degree**. Chiang *et al.* have shown that the **Lowest ID** algorithm performs better than the clusterhead election algorithms based on node degrees in terms of clusterhead stability in ad hoc networks [10].

3) **MOBIC**: Basu *et al.* suggested to use the mean received-signal strength variations as the metric in clusterhead elections, which favors relatively stationary nodes to become the clusterheads [8]. We refer to this approach as **MOBIC**.

4) **Load Balance**: In topology management, clusterheads usually drain their energy more quickly than normal nodes. Therefore, a clusterhead election algorithm must also consider load balancing of the clusterhead role to avoid node or network failure. Amis *et al.* provided clusterhead load balancing, which we call **Load Balance**, by running a virtual identifier (VID) and a budget counter at each node [2]. **Load Balance** uses the VID for elections, and the budget for the clusterhead term, thus posing equal opportunity for each node to become a clusterhead.

However, the existing heuristics have addressed only some aspects of characteristics in ad hoc networks, such as load-balancing, mobility, or algorithmic convergence, while ignoring the others. We introduce a novel approach to solving the connected dominating set election problem, which we call *topology management by priority ordering* or **TMPO** that integrates multiple factors (energy and mobility) into a single metric for cluster election decisions. Our approach uses the neighbor-aware contention resolution (NCR) algorithm [6] to provide fast convergence and load-balancing with regard to the battery life and mobility of mobile nodes. Based on NCR, **TMPO** assigns randomized priorities to mobile stations, and elects a minimal dominating set (MDS) and the connected dominating set (CDS) of an ad hoc network according to these priorities.

In doing so, **TMPO** requires only two-hop neighbor information for the MDS elections. The dynamic priorities assigned to nodes are derived from the node identifiers and their “willingness” to participate in the backbone formations. The willingness of a node is a function of the mobility and battery life of the node. The integrated consideration of mobility, battery life and deterministic node priorities makes **TMPO** one of the best performing heuristics for topology management in ad hoc networks.

The rest of the paper is organized as follows. Section II describes the network topology assumptions made in this paper. Section III specifies the minimal dominating set (MDS) election algorithm based on node priorities. Section IV describes the algorithm that extends the MDS into a connected dominating set (CDS) of an ad hoc network. Section V proves the correctness of these MDS and CDS election algorithms. Section VI analyzes the average size of the elected MDS using a probabilistic model. Section VII compares **TMPO** with other CDS computation algorithms using simulations. Section VIII summarizes the paper and its key contributions.

Clustering algorithms that build clusters within  $d$  hops from the clusterhead (called  $d$ -clustering) have also been proposed [1], [19], [26]. However,  $d$ -clustering requires flooding in search of clusterheads [1], thus obviates the purpose of the topology management for efficiency. In this paper, we only consider clustering approaches in which a host is always one hop away from a clusterhead.

## II. NETWORK ASSUMPTIONS AND NOTATION

This work assumes that an ad hoc network comprises a group of mobile nodes communicating through a common broadcast channel using omni-directional antennas with the same transmission range. The topology of an ad hoc network is thus presented by an undirected graph  $G = (V, E)$ , where  $V$  is the set of network nodes, and  $E \subseteq V \times V$  is the set of links between nodes. The existence of a link  $(u, v) \in E$  also means  $(v, u) \in E$ , and that nodes  $u$  and  $v$  are within the packet-reception range of each other, in which case  $u$  and  $v$  are called *one-hop neighbors* of each other. The set of one-hop neighbors of a node  $i$  is denoted by  $N_i^1$ . Two nodes that are not connected but share at least one common one-hop neighbor are called *two-hop neighbor* of each other.

Each node has one unique identifier, and all transmissions are omni-directional with the same transmission range. Time is synchronized among the network, such that the current time  $t$  is numerically labeled based a predefined time unit.

In addition, we assume that each node has up-to-date information about neighbors with two hop distance. Such information can be acquired by each node broadcasting any updates about its one-hop neighbors. Bao and Garcia-Luna-Aceves have proposed approaches for acquiring and synchronizing two-hop neighbor information [7].

For convenience, the notation and terminology used in the rest of this paper are summarized in Table I.

TABLE I  
NOTATION

MDS	The minimal dominating set.
CDS	The connected dominating set.
Clusterhead	A member of the MDS in a network.
Gateway	A node that connects clusterheads to form the CDS of the network.
Doorway	A node that extends the reach of a clusterhead to form the CDS.
Host	A regular client of a network.
$N_i^1$	The set of one-hop neighbors of node $i$ .
$T$	Node priority recomputation interval.
$i.off$	Time slot offset of node $i$ for priority recomputation.
$i.prio$	The priority of node $i$ .
$i.type$	The type of node $i$ , which is one of clusterhead, host, gateway and doorway.
$i.ch$	The clusterhead elected by node $i$ .
$i.workfor$	A set of clusterheads or doorways that node $i$ connects to form the CDS.
$E_i$	The energy level of node $i$ .
$s_i$	The speed of node $i$ in terms of meters per second.
$W_i$	The willingness value of node $i$ .

### III. MINIMAL DOMINATING SET

#### A. Clusterhead Election Approach

Our approach to establishing a minimal dominating set (MDS) is based on three key observations. First, using negotiations among nodes to establish which nodes should be in the MDS incurs substantial overhead when nodes move around and the quality of links changes frequently. Hence, nodes should be allowed to make MDS membership decisions based on local information. Second, because in an MDS every node is one hop away from a clusterhead, the local information needed at any node needs to include only nodes that are one and two hops away from the node itself. Third, having too many clusterheads around the same set of nodes does not lead to an MDS. Hence, to attain a selection of nodes to the MDS without negotiation, nodes should rank one another using the two-hop neighborhood information they need.

Based on the above, the approach adopted in **TMPO** consists of each node communicating to its neighbors information about all its one-hop neighbors. Using this information, each node computes a priority for each node in its two-hop neighborhood, such that no two nodes can have the same priority at the same instant of time. A node then decides to become a clusterhead if either one of the following criteria are satisfied:

1. The node has the highest priority in its one-hop neighborhood.
2. The node has the highest priority in the one-hop neighborhood of one of its one-hop neighbors.

Figure 1 illustrates the two criteria that make node  $i$  a clusterhead. In Figure 1 (a), node  $i$  has the highest priority among its one-hop neighbors. In Figure 1 (b), node  $i$  has

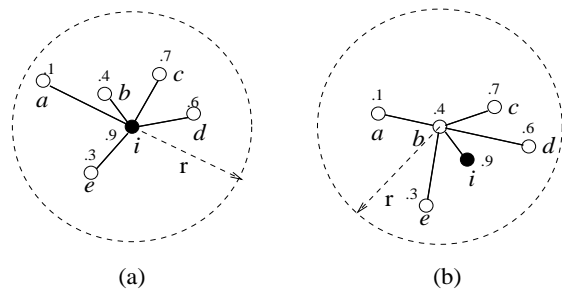


Fig. 1. Two cases that enable node  $i$  becoming a clusterhead.

the highest priority among node  $b$ 's one-hop neighbors. The number next to each node is the sample priority at a particular moment. For convenience, we represent node priorities using fractional numbers over the range  $[0, 1)$  throughout this paper. The algorithms can be easily converted to integer operations in practice. We discuss the computation of node priorities in the following sections.

#### B. Components of Node Priorities

Given that clusterheads provide the backbone for a number of network control functions, their energy consumption is more pronounced than that of ordinary hosts. Low-energy nodes must try to avoid serving as clusterheads to save energy. However, to balance the load of serving as clusterheads, every node should take the responsibility of serving as a clusterhead for some period of time with some likelihood. Furthermore, node mobility has to be considered in clusterhead elections, so that the MDS experiences the least structural changes over time.

To take into account the mobility and energy levels of nodes in their election as members of the MDS, we define the two-hop neighbor information needed to assign node priorities as consisting of three components: (a) the identifiers of the node's neighbors, (b) the present time, and (c) a "willingness" value assigned to a node as a function of its mobility and energy level.

We denote the willingness value of node  $i$  by  $W_i$ , the speed of node  $i$  by a scalar  $s_i \in (0, \infty)$  in terms of meters per second, and the remaining energy on node  $i$  as  $E_i \in [0, 1)$ . The willingness  $W_i = f(s_i, E_i)$  is a function that should be defined according to the following criteria:

1. To enhance survivability, each node should have the responsibility of serve as a clusterhead with some non-zero probability determined by its willingness value.
2. To help with the stability of the MDS and the frequency with which clusterhead elections must take place, the willingness value of a node should remain constant as long as the variation of the speed and energy level of the node do not exceed some threshold values.
3. To avoid electing clusterheads that quickly lose connectivity with their neighbors after being elected, the willingness value of a node should decrease drastically after the mobility of the node exceeds a given value.
4. To prolong the battery life of a node, its willingness value should decrease drastically after the remaining energy of the node drops below as given level.

There are many possible functions that can be used to compute the willingness value of a node while adhering to the above criteria. Our approach is given by Eq. (1).

$$W_i = (c_1 \cdot E_i) = 2^{\log_2(c_1 \cdot E_i) \log_2(s_i + c_2)} \quad (1)$$

in which the constants  $c_1$  and  $c_2$  eliminate the boundary conditions in their respective logarithmic operations. We set  $c_1 < 1$ , and  $c_2 \geq 2$  so that the component  $\log_2(c_1 \cdot E_i)$  always yields negative values and  $\log_2(s_i + c_2)$  positive values in Eq. (1), thus rendering desirable higher willingness values in the high energy and low speed situations, while giving close to zero values in the low-energy and high-speed region. Figure 2 illustrates the effect of the two factors on the willingness values.

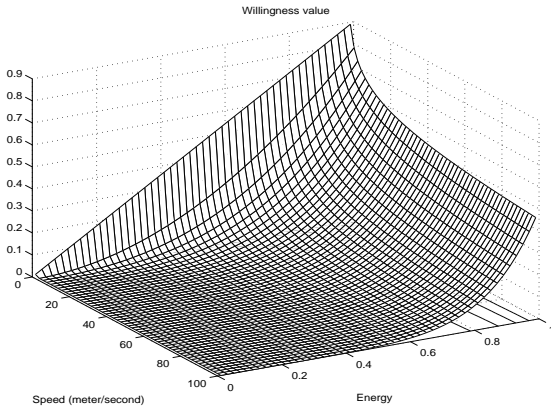


Fig. 2. The willingness function based on speed and remaining energy when  $c_1 = 0.9$  and  $c_2 = 2$  in Eq. (1).

### C. Clusterhead Election Algorithm

As stated before, time is slotted, and the time parameter is represented by the current time-slot number. Node priorities are computed using a pseudo-random number generator based on the node identifiers, their willingness values, and the current time.

The priorities of nodes change periodically to trigger clusterhead re-elections aimed at distributing the role of clusterheads among nodes. The recomputation period is denoted by  $T$  and is a multiple of time slots and is the same for all nodes in the network.

The priority of each node is recomputed asynchronously using a time-slot offset so as to avoid synchronous sudden loss of the old network states. Eq. (2) is used at each node  $i$  to compute locally its time-slot offset, which is denoted by  $i.off$ .

$$i.off = \lfloor \text{Hash}(i) \cdot T \rfloor \quad (2)$$

where the function  $\text{Hash}(x)$  is a pseudo-random number generator that produces a uniformly distributed random number over range  $[0, 1)$  based on the input bit-stream  $x$ . The floor operation gives an integer offset.

The recomputation of the priority of a node happens whenever the current time slot is a multiple of the recomputation period  $T$  plus the time-slot offset of the node, i.e.,

when the current time is  $t = kT + i.off$ , and  $k = 0, 1, \dots$ . At that time slot, the priority of node  $i$ , denoted by  $i.prio$ , is recomputed according to the following formula:

$$i.prio = \text{Hash}(k \oplus i) \cdot W_i \oplus i \quad (3)$$

where the function  $\text{Hash}$  is the same as the one defined for Eq. (2), and the sign “ $\oplus$ ” is designated to carry out the bit-concatenation operation on its operands, and has lower order than other operations. The concatenation with  $i$  in the final result is included to distinguish the priorities of different nodes. Once computed, the priority of a node remains the same during the entire recomputation period  $T$ .

Because each node knows the node identifiers of its two-hop neighborhood, node  $i$  can determine locally which other nodes must recompute their priorities during the same time slot from Eq. (2). Because the willingness values are reported by nodes in its two-hop neighborhood, node  $i$  uses Eq. (3) to compute its own priority and the priorities of all nodes in its two-hop neighborhood that must recompute their priorities. Because Eq. (3) renders different priority values for different node identifiers, only one node can be selected to have the highest priority during the time slot when node  $i$  must recompute its priority. Once nodes have consistent two-hop neighborhood information, if node  $i$  decides that it must become a clusterhead, its neighbors do too, because the nodes run the same algorithms using the same information.

The algorithms for determining the clusterhead status of node  $i$  are described in Figures 3 – 4 using C-style pseudo code.

```

/* Initialize */
Init( $i, t$ )
{
  1  $i.workfor = \emptyset$ ;
  2  $W_i = 2^{\log_2(E_i * 0.9) \log_2(s_i + 2)}$ ;
  3  $i.type = \text{Host}$ ;

  /* Recompute priorities. */
  4 for ( $j \in N_i^1 \cup (\bigcup_{k \in N_i^1} N_k^1)$ ) {
  5   if ( $t \equiv 0$ )
  6      $j.prio = \text{Hash}(j) \cdot W_j \oplus j$ ;
  7   else if ( $t - j.off \bmod T \equiv 0$ )
  8      $j.prio = \text{Hash}(\frac{t - j.off}{T} \oplus j) \cdot W_j \oplus j$ ;
  9 }
} /* End of Init. */

```

Fig. 3. TMPO function for initialization.

Function **Init** in Figure 3 initializes the data structures at node  $i$ . For simplicity, the energy level and speed remain constant until the beginning of the next recomputation period. The willingness value of node  $i$  is computed according to Eq. (1) and the nodal type is initialized to **Host** (**Init** lines 2-3). Node  $i$  also computes the priority for each two-hop neighbor according to the recomputation period of the neighbor (**Init** lines 4-9).

Function **isClusterhead** in Figure 4 elects the clusterhead of a node  $i$ , which is indicated by the field  $i.ch$  in the neighbor data structure.

```

isClusterhead(i)
{
1  for (j ∈  $N_i^1 \cup \{i\}$ ) {
2    j.ch = j;
    /* Find j's clusterhead. */
3    for (k ∈  $N_j^1$ )
4      if (k.prio > j.ch.prio)
5        j.ch = k;

6    if (j.ch ≡ i)
7      i.type = Clusterhead;
8  }
} /* End of isClusterhead. */

```

Fig. 4. TMPO function for electing a clusterhead.

If node  $i$  becomes a clusterhead after computing the MDS using function **isClusterhead**, its clusterhead-type attribute needs to be propagated to its two-hop neighbors for further computations.

#### D. Effect of Willingness Value in Clusterhead Election

We analyze the effect of the willingness value in the probability of a node becoming a clusterhead.

We denote the priority of node  $n_k$  by  $p_k$  and its willingness value by  $W_k$  in the following discussion. According to Eq. (3), the priority  $p_k$  is a random variable uniformly distributed over the range  $(0, W_k]$ . Therefore, the probability of priority  $p_k$  being less than  $x$  is  $P\{p_k < x\} = \frac{x}{W_k}$ .

Suppose that we have a node with other  $n-1$  contenders in the clusterhead election, where each is assigned a willingness value over the range  $(0, 1]$ . To derive the probability of a node being elected as a clusterhead in the group, we sort nodes by their willingness values in decreasing order, and denote the sorted nodes as  $n_1, n_2, \dots, n_n$ , accordingly. The node of our interest is located at the  $k$ -th position,  $n_k$ . As a result, the willingness value range is divided into  $n$  ranges where the priority values of these nodes may reside:  $(W_{n+1}, W_n], (W_n, W_{n-1}], \dots, (W_2, W_1]$ . The constant  $W_{n+1} = 0$  is added to normalize the expressions.

Therefore, the probability of node  $n_k$  being elected as clusterhead with other  $n-1$  contenders is:

$$P\{n_k \text{ becoming clusterhead}\} = \sum_{i=k}^n \frac{W_i^i - W_{i+1}^i}{i \cdot \prod_{j=1}^i W_j}$$

Figure 5 shows the variation of the probability of node  $i$  being elected as the clusterhead when it has five other nodes contending for the clusterhead role. The other five nodes have fixed willingness values as indicated in the figure, while node  $i$ 's willingness increases from 0.01 to 1. As the probability of node  $i$  being elected as clusterhead increases in response to the increments in its willingness, those of the other nodes decrease. When the willingness value becomes larger, the probability increases faster. Node  $n_5$ 's probability of becoming clusterhead is almost negligible in the figure.

Once elected, the clusterheads and the gateways help to reduce the complexity of maintaining topology information, and can simplify such essential functions as routing, bandwidth allocation, channel access, power control

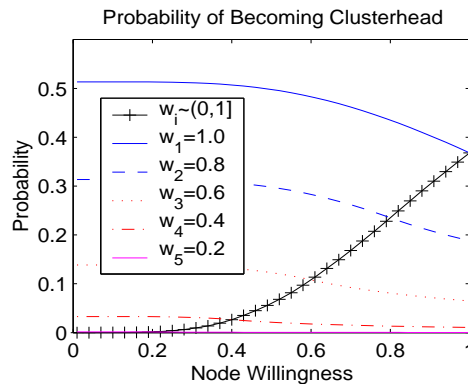


Fig. 5. Probability becoming a clusterhead when node  $i$  increases  $W_i$  from 0 to 1, and other nodes remain constant.

or virtual-circuit support, in which cases, the clusterhead stability is another important factor in keeping the cluster maintenance cost down [1].

## IV. CONNECTED DOMINATING SET

### A. CDS Election

Because the maximum distance from a clusterhead in the minimal dominating set (MDS) to the closest clusterhead is three, which we prove in Theorem 2, we can derive the CDS of a network by adding some nodes to the MDS, such that clusterheads within two or three hops are connected. Two other types of nodes, called *doorways* and *gateways*, are elected to derive the CDS based only on the priorities of the neighbors with two hops from each node.

The CDS of a network topology is constructed in two steps. In the first step, if two clusterheads in the MDS are separated by three hops and there are no other clusterheads between them, a node with the highest priority on the shortest paths between the two clusterheads is elected as a *doorway*, and is added to the CDS. Therefore, the addition of a doorway brings the connected components in which the two clusterheads reside one hop closer.

In the second step, if two clusterheads or one clusterhead and one doorway node are only two hops away and there are no other clusterheads between them, one of the nodes between them with the highest priority becomes a *gateway* to connect clusterhead to clusterhead or doorway to clusterhead. After these steps, the CDS is formed. Figures 6–7 specify the two steps, and the function **TMPO** in Figure 8 combines all the topology management algorithms.

Function **isDoorway** in Figure 6 determines whether node  $i$  can become a doorway for other clusterheads. To decide whether node  $i$  becomes a doorway for clusterhead  $n$  and  $j$ , node  $i$  needs to assert that

1. Clusterheads  $n$  and  $j$  are not two hops away (**isDoorway** lines 3-7 illustrated by case (a) in Figure 9).
2. There is no other clusterhead  $m$  on the shortest path between clusterhead  $n$  and  $j$  (**isDoorway** lines 8-11 illustrated by case (b) and (c) in Figure 9).
3. There is no other node  $m$  with higher priority than node  $i$  on the three-hop path between clusterhead  $n$  and  $j$  (**is-**

```

isDoorway(i)
{
1  if (i.type  $\equiv$  Clusterhead)
2    return;

3  for ( $j \in N_i^1$  and j.type  $\equiv$  Clusterhead) {
4    for ( $k \in N_i^1$  and  $k \neq j$ 
5      and k.type  $\neq$  Clusterhead) {
6      for ( $n \in N_k^1, n.type \equiv$  Clusterhead
7        and  $n \notin N_i^1 \cup N_j^1$ ) {
8        /* Case (a) in Figure 9. */
9        if ( $\exists m \in N_i^1, \{j, n\} \subseteq N_m^1$ )
10         continue n;
11
12       for ( $m \in N_i^1$ ) {
13         /* Case (b) or (c) in Figure 9. */
14         if ( $n \in N_m^1$  and (m.type  $\equiv$  Clusterhead) or
15           ( $\exists p \in N_i^1 \cap N_m^1, p.type \equiv$  Clusterhead))
16           continue n;
17         } /* m */
18
19       for ( $m \in N_i^1 \cap N_n^1$ ) {
20         /* Case (d) in Figure 9. */
21         if (m.prio > i.prio) or
22           ( $\exists p \in N_j^1 \cap N_m^1, p.prio > i.prio$ )
23           continue n;
24         } /* m */
25       } /* k */
26     } /* j */
27   } /* End of isDoorway. */

17   i.type = Doorway;
18   i.workfor = i.workfor  $\cup$  {j, n};
19 } /* n */
20 } /* k */
21 } /* j */
} /* End of isDoorway. */

```

Fig. 6. TMPO function for electing a doorway.

**Doorway** lines 12-16 illustrated by case (d) in Figure 9).

If the three assertions are satisfied, node *i* becomes a doorway (**isDoorway** line 17). The attribute *i.workfor* is the set of clusterheads that make node *i* become a doorway (**isDoorway** line 18). A doorway needs to notify its one-hop neighbors about its current status for gateway elections.

Function **isGateway** in Figure 7 determines whether node *i* becomes a gateway to connect two clusterheads or one clusterhead and another doorway, *k* and *j* (**isGateway** lines 3-8). According to Figure 10, if there is another clusterhead or doorway between node *k* and *j* (**isGateway** line 10), or there is another node with higher priority than node *i* between node *k* and node *j* (**isGateway** line 11), node *i* cannot become a gateway. Otherwise, node *i* becomes a gateway, and the attribute *i.workfor* is the set of nodes that make *i* become a gateway (**isGateway** lines 13-16).

Function **TMPO** is called after every neighbor information update or when the recomputation period of a neighbor starts. After calling **TMPO**, if node *i* changes its role between clusterhead, doorway, gateway and host, then node *i* needs to propagate its new status to its neighbors. Note that the status changes to and from doorway and gateway are propagated only to one-hop neighbors, while the status changes from/to clusterheads are required to propagate within two hops, so as to inform other nodes when constructing the CDS. It is the responsibility of a

```

isGateway(i)
{
1  if (i.type  $\in$  {Clusterhead, Doorway})
2    return;

3  for ( $j \in N_i^1$ 
4    and j.type  $\in$  {Clusterhead, Doorway}) {
5    for ( $k \in N_i^1$  and  $k \neq j$  and  $k \notin N_j^1$  and
6      k.type  $\in$  {Clusterhead, Doorway} and
7      (k.type  $\neq$  Doorway or
8        j.type  $\neq$  Doorway) {
9      if ( $\exists n \in N_j^1 \cap N_k^1, n \neq i$  and
10         /* Case (a) in Figure 10. */
11         n.type  $\in$  {Clusterhead, Doorway} or
12         /* Case (b) in Figure 10. */
13         n.prio > i.prio)
14         continue k;
15       else {
16         i.type = Gateway;
17         i.workfor = i.workfor  $\cup$  {j, k};
18       } /* k */
19     } /* j */
20 } /* End of isGateway. */

```

Fig. 7. TMPO function for electing a gateway.

```

TMPO(i, t)
{
1  i.oldType = i.type;
2  Init(i, t);
3  isClusterhead(i);
4  isDoorway(i);
5  isGateway(i);

6  /* i's status changes? */
7  if (i.type  $\neq$  i.oldType)
8    Propagate i.type;
9 } /* End of TMPO. */

```

Fig. 8. TMPO description

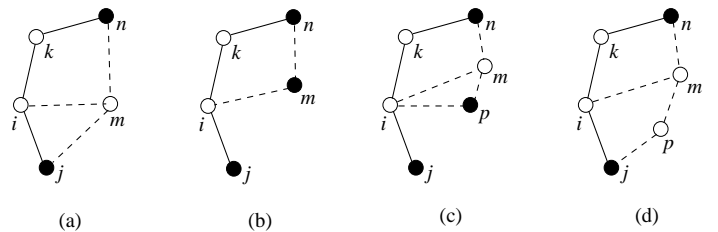
neighbor protocol to propagate the changes in node types to the one- and two-hop neighbors in time.

### B. CDS Connections

The backbone topology is constructed by using links between the elected clusterheads, doorways and gateways present in the original network topology according to the following rules:

R1: All links between clusterheads are kept in the backbone topology.

R2: The one-hop links from doorways and gateways to the nodes in their respective sets *workfor* are kept in the backbone topology. Some nodes in the *workfor* set may be out-

Fig. 9. Four cases that may disable node *i* from becoming a doorway

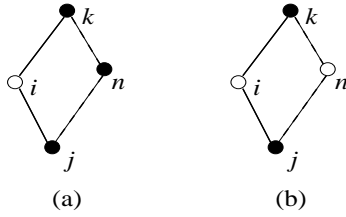


Fig. 10. Two cases that disable node  $i$  from becoming a gateway.

side of the one-hop neighborhood for doorways, and there are no links from the doorways to these nodes.

The links of the original network topology between gateways or between doorways are not kept in the CDS. Doorways are always attached to a clusterhead on one end and a gateway on the other end. Gateways are always attached with clusterheads or doorways.

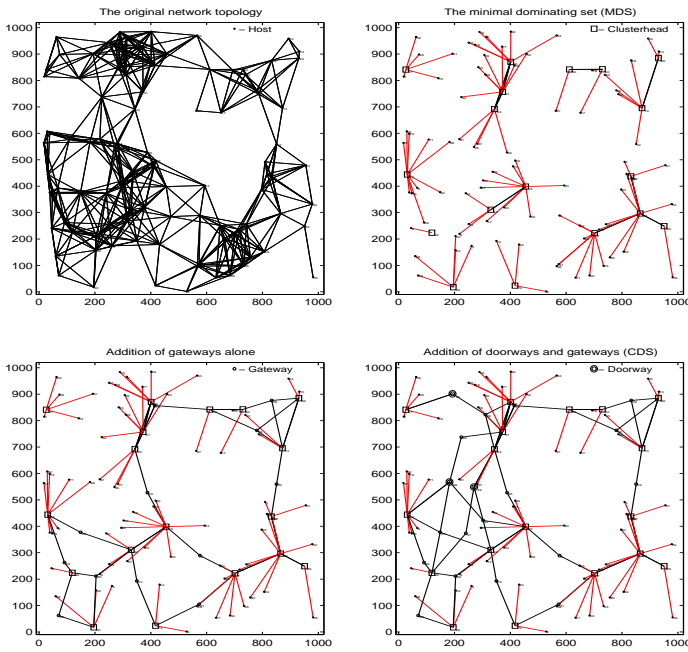


Fig. 11. A network topology control example.

Figure 11 illustrates the backbone topology construction process using **TMPO** in four steps on a network graph generated by randomly placing 100 nodes over a  $1000 \times 1000$  square meter area. The radio reception range is 200 meters for all nodes. In Figure 11 (a), every node is a host and network connectivity is very dense in some parts of the network, which increases the overhead of network control functions. In Figure 11 (b), clusterheads are elected, but are disconnected from each other. Hosts are attached to their corresponding clusterheads in their one-hop neighborhood. In Figure 11 (c), gateways are elected. Without adding doorways for extending the coverage of clusterheads, we see that adding gateways alone cannot guarantee the connectivity of the backbone topology. Once the doorways are added after the clusterheads election in Figure 11 (d), gateways are again inserted, and the CDS is formed over the original network topology using the CDS construction rules.

The stability of the backbone topology is an important goal in **TMPO**, and is achieved by the following mechanisms. First, the period of willingness adjustment is long to allow enough time to adjust to clusterhead changes. Second, the willingness value is directly related with the speed of nodes. Fast moving nodes get fewer chances to become a clusterhead than slowly moving or static nodes, thus decreasing the possibility of topology changes due to mobility. Third, the willingness value is also related to the remaining energy of the node, so that the clusterhead role is sustained longer and fewer topology changes happen. Forth, except for clusterheads, doorways and gateways are not put in the routing tables built over the CDS, but only provide links between clusterheads. When doorways or gateways fail, there can be other hosts taking over the role, without any routing updates. The transient period between clusterhead connection re-establishment is equal to the delay of the neighbor protocol propagating one-hop neighbor updates. Lastly, nodes change their priorities asynchronously, thus avoiding synchronization problems from clusterhead changes and routing updates.

### C. Application of Topology Management

The CDS obtained from **TMPO** reduces the topology information at each node with just enough links to maintain network connectivity. Previous research has gone down this path using different topology control algorithms, and applied the derived backbone topology to efficient data forwarding or the provision of QoS services [28], [9].

#### C.1 Efficient Routing

Routing information requires only enough active nodes in the network for connectivity and data forwarding purposes among hosts and routers. The number of active nodes can be dramatically smaller than the total number of nodes in the network. The CDS of an ad hoc network provides the backbone of the network for this purpose, where clusterheads are responsible for receiving or delivering data packets to hosts under their dominance, while gateways and doorways forward data packet between clusterheads for which they work.

Another application for the CDS problem consists of carrying out reliable broadcasts in ad hoc networks, such that each message from a source node reaches every other network node reliably. Without proper control, broadcast messages may incur very high overhead as each node is exposed to multiple copies of the same message. Utilizing the CDS in the network, only clusterheads need to broadcast, while the intermediate doorways and gateways relay the message between gateways and can use more reliable mechanisms to do so.

#### C.2 Energy Conservation

Energy consumption by nodes in an ad hoc network is due to the data flows generated or forwarded by each node, as well as the signaling overhead of network control protocols. In a network with a flat network topology manage-

ment, nodes can consume large amounts of energy by maintaining routing information exchanges with every neighbor.

To balance energy consumption as well as to maintain network connectivity, **TMPO** elects a backbone of routers (the CDS) to serve the network routing functionalities based on their energy levels and mobility. Only clusterheads, doorways and gateways need to stay awake continuously. Hosts that are not serving data forwarding can be put in sleeping mode so as to conserve energy and prolong the network lifetime. Routers in the CDS buffer information for sleeping hosts until they wake up and receive the packets. If a backbone router becomes a host and the buffered data are not delivered to the destination host yet, the backbone router can keep holding the data and deliver or delegate them later.

## V. CORRECTNESS

*Theorem 1:* The set of clusterheads elected by the algorithm is a dominating set.

**Proof:** By the definition of a dominating set, a node is either a dominator itself, or is a one-hop neighbor of a dominator. Because a node either has the highest priority among its one-hop neighbors such that it becomes a dominator itself, or has a neighbor with the highest priority among the one-hop neighbors of the node, which elects the neighbor as a dominator, the network always has a dominating set elected after function **isClusterhead** is called at each node. ■

*Theorem 2:* In a dominating set, the maximum distance to another closest clusterhead from any clusterhead is three.

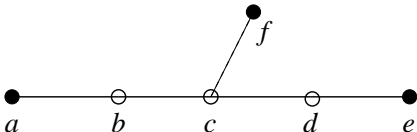


Fig. 12. The maximum distance between the closest clusterheads.

**Proof:** We prove the theorem by contradiction. Assume that the maximum distance from a clusterhead  $a$  to the closest clusterhead  $e$  is four, as illustrated in Figure 12, according to Theorem 1, node  $c$  must have been covered by a clusterhead  $f$ , which is one hop closer to  $a$  than  $e$ , thus contradicting the assumption that  $e$  is the closest clusterhead to  $a$ . □

*Theorem 3:* Two clusterheads that are within three hops from each other are connected by a path in the CDS.

**Proof:** There are three cases to consider for the proof according to the number of hops between the two clusterheads.

1. The two clusterheads are one hop away. In this case, they are directly connected according to rule R1 in the CDS.
2. The two clusterheads are two hops away. In this case, one of the intermediate nodes between the clusterheads either is a clusterhead itself, or becomes a gateway according to the **isGateway** algorithm. Because the link between

gateway and clusterhead is kept in the backbone topology by rule R2, the two clusterheads are connected in the CDS.

3. The two clusterheads are three hops away. In this case, if there is any clusterhead on the shortest paths between the two clusterheads, then the connectivity problem is converted to the previous two cases. Otherwise, one of the nodes on the shortest paths has to become a doorway according to function **isDoorway**. Because the doorway is treated like a clusterhead when electing gateways (function **isGateway**), one of the nodes between the newly elected doorway and the other clusterhead must become a gateway. Because the link between the doorway and the clusterhead for which it works is kept in the backbone topology as well as the links from the elected gateway to the doorway and the clusterhead (rule R2), the path between the two clusterheads is preserved in the backbone topology. That is, the two clusterheads are still connected via clusterheads, doorways or gateways in the CDS. □

*Theorem 4:* After **TMPO** terminates, the CDS has the same number of connected components as the original graph.

**Proof:** We prove that any pair of clusterheads that are connected in the original graph is still connected via a path in the CDS after **TMPO** terminates.

Suppose that the two clusterheads are  $v_0$  and  $v_n$ , and the path between them is  $p = v_0 \cdot v_1 \cdot v_2 \cdots v_{n-1} \cdot v_n$  in the original graph. For the endpoints of any link  $v_i \cdot v_{i+1}$  on the path  $p$ , where  $i = 0, 1, \dots, n-1$ , there exist one or two clusterheads that cover node  $v_i$  and  $v_{i+1}$ . For the case of one clusterhead, the clusterheads of  $v_i$  and  $v_{i+1}$  are trivially connected. For the case of two clusterheads, the distance between the clusterheads is less than three. From Theorem 3, it follows that the two clusterheads are still connected in the backbone topology. Therefore, there is a path between  $v_0$  and  $v_n$  that is composed of clusterheads of the nodes on the path  $p$  and other clusterheads, doorways or gateways that connect them. That is,  $v_0$  and  $v_n$  are still connected in the CDS. □

## VI. PERFORMANCE ANALYSIS OF TMPO CLUSTERHEAD ELECTION

Guha and Khuller [15] and Jia *et al.* [17] evaluated the performance of algorithms for constructing dominating sets based on the *performance ratio*, which is the approximate ratio of the cost of a solution derived from an algorithm to the optimal one. In contrast, we evaluate the performance of **TMPO** by the percentage of nodes being elected as clusterheads.

Despite the fact that **TMPO** actually provides a *node-weighted* MDS election algorithm based on the willingness parameter, the performance of the specified algorithm can be evaluated regardless of such weights. Therefore, we consider the case in which all nodes have the same willingness to become a clusterhead, that is,  $W_i = 1, \forall i \in V$ . Furthermore, we analyze the probability of a node being elected as a clusterhead with the simplifying assumptions that all nodes have the same effective transmission range  $r$  to communicate with each other, and that the network is created

by uniformly placing an infinite number of nodes on an infinite 2-dimensional plane with average node density  $\rho$ .

With the above assumptions, the number of nodes within an area of size  $S$  is a random variable following a Poisson distribution as given in Eq. (4).

$$p(k, S) = \frac{(\rho S)^k}{k!} e^{-\rho S}. \quad (4)$$

Because node priorities are evenly distributed over  $(0, 1]$  according to Eq. (3), nodes have equal chances to become clusterheads using **TMPO**. That is, the probability of a node winning over  $k$  other contenders is  $\frac{1}{k+1}$ .

For convenience, the variable  $T(N)$  and  $U(N)$  are introduced to denote two probabilities when the number of contenders  $k$  follows a Poisson distribution with mean  $N$ .  $T(N)$  denotes the probability of a node winning among its contenders. Because the number of contenders follows a Poisson distribution with mean  $N$  and all nodes have equal chances of winning, the probability  $T(N)$  equals

$$T(N) = \sum_{k=1}^{\infty} \frac{1}{k+1} \frac{N^k}{k!} e^{-N} = \frac{e^N - 1 - N}{N e^N}.$$

Note that  $k$  starts from 1 in the expression for  $T(N)$ , because a node with no contenders does not win at all.  $U(N)$  is the probability that a node has at least one contender, which is simply  $1 - e^{-N}$ .

In addition,  $N_1$  is introduced to denote the average number of one-hop neighbors of a node, which according to the assumptions we have made equals

$$N_1 = \rho \pi r^2$$

As mentioned before, a node  $i$  becomes a clusterhead if either of the following two conditions holds:

1. Node  $i$  has the highest priority among its one-hop neighbors;
2. Node  $i$  does not have the highest priority in its one-hop neighbors, but has the highest priority among the one-hop neighbors of one of  $i$ 's own one-hop neighbors.

For the first condition, the probability is:

$$p_1 = \sum_{k=0}^{\infty} \frac{N_1^k}{k!} e^{-N_1} \cdot \frac{1}{k+1} = \frac{U(N_1)}{N_1}.$$

For the second condition to be satisfied, it must be true that node  $i$  has a one-hop neighbor with higher priority, while node  $i$  also has the highest priority around one of its one-hop neighbors. Many situations can render node  $i$  as the clusterhead in this case. Therefore, we have to consider the lower bound of the probability that node  $i$  becomes a clusterhead by considering only a single one-hop neighbor  $j$  that makes node  $i$  a clusterhead. Under this simplification, the geometric relation between node  $i$  and node  $j$  is shown in Figure 13, and the distance between them is denoted by  $tr$ .

Accordingly, we need to compute the probability of node  $i$  having the highest priority within the one-hop neighbors

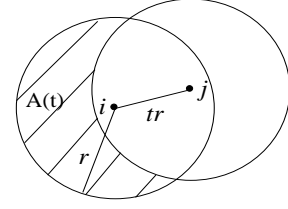


Fig. 13. Clusterhead election.

of node  $j$ , and the probability of node  $i$  having lower priority in the portion of its one-hop neighborhood outside of node  $j$ 's coverage (the shaded area in Figure 13).

Denote the number of nodes in the shaded area by  $A(t)$ . We have

$$A(t) = 2\rho r^2 \left[ \frac{\pi}{2} - a(t) \right],$$

where  $a(t) = \arccos \frac{t}{2} - \frac{t}{2} \sqrt{1 - \left(\frac{t}{2}\right)^2}$ . Therefore, the probability of node  $i$  having a lower priority than the nodes in the shaded area is

$$p_2 = \sum_{k=1}^{\infty} \frac{A(t)^k}{k!} e^{-A(t)} \frac{k}{k+1} = U(A(t)) - T(A(t)).$$

In addition, node  $i$  should have the highest priority among node  $j$ 's one-hop neighborhood, of which the probability is:

$$p_3 = \sum_{k=0}^{\infty} \frac{N_1^k}{k!} e^{-N_1} \frac{1}{k+2} = \frac{N_1 - 1}{N_1} \cdot T(N_1) + e^{-N_1}.$$

Because the probability density function of parameter  $t$  is  $p(t) = 2t$ , the probability that node  $i$  becomes a clusterhead can be obtained by multiplying the above two probabilities and integrating over the range  $t \in (0, 1]$ :

$$p_4 = \int_0^1 p_2 \cdot p_3 \cdot 2t dt = \left( \frac{N_1 - 1}{N_1} \cdot T(N_1) + e^{-N_1} \right) \cdot \int_0^1 [U(A(t)) - T(A(t))] 2t dt.$$

Because the two conditions are mutually exclusive, the probability of node  $i$  becoming a clusterhead is thus:

$$\begin{aligned} p_{ch} &= p_1 + (1 - p_1) \cdot p_4 \\ &= \frac{U(N_1)}{N_1} + \left( 1 - \frac{U(N_1)}{N_1} \right) \left( \frac{N_1 - 1}{N_1} \cdot T(N_1) + e^{-N_1} \right) \\ &\quad \cdot \int_0^1 [U(A(t)) - T(A(t))] 2t dt. \end{aligned}$$

Nodes are homogeneous in the randomly generated network with regard to their priority generations and one-hop neighbor information. Therefore, the probability of becoming a clusterhead is also the same for all nodes. Given an area with  $N$  nodes in an infinitely large network with uniform node density, the expected size of the MDS in the area is:

$$|MDS_N| = N \cdot p_{ch}. \quad (5)$$

To validate the result in Eq. (5) with the performance of function **isClusterhead**, we randomly created a number of networks by placing 100 nodes onto a  $1000 \times 1000$  square meter plane. The opposite sides of the square are seamed together so as to emulate the infinite plane. All nodes have the same transmission range, which increases from 1 to 400 meters in the individual experiment setting so as to evaluate the performance of **TMPO** at different node densities.

A near-optimum MDS election is also carried out for comparison purposes in the same network topology. The near-optimum election algorithm is based on the aforementioned **Max Degree** algorithm, eliminating redundant clusterheads in the MDS.

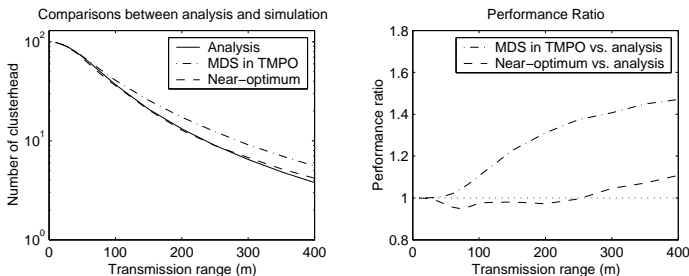


Fig. 14. Comparison between theoretical analyses and simulations.

Because we ran the experiments in different network scenarios for many times, and recomputed the MDS at each experiment setting, we achieve the average performances of both algorithms. The analytical results and the results from the experiments of **TMPO** and the near-optimum MDS algorithm are shown in Figure 14. As the results in the left portion of Figure 14 illustrate, the number of elected clusterheads drops quickly as the node transmission range increases, because clusterheads have larger and larger coverage.

The performance ratios of **TMPO** *vs.* the analytical model, and the near-optimum MDS algorithm *vs.* the analytical model are shown in the right portion of Figure 14. It appears that the near-optimum MDS algorithm performs close to the lower-bound of the MDS, while the performance of **TMPO** digresses when the node transmission range increases. The performance ratio between **TMPO** and the analytical results offsets from 1 by as far as 48%, and is due to the simplifications made in our analytical model.

## VII. SIMULATIONS

We compare the performance of **TMPO** with the optimum topology management algorithm and four other topology management algorithms based on different heuristics using simulations. To establish a fair comparison among these algorithms, some MDS stability optimizations and clusterhead negotiation procedures presented in the original papers are omitted. The algorithms differ from one another only in the clusterhead election process, and use the same procedure to connect clusterheads using doorways and gateways to form the CDS, which does not need

negotiation packets and actually improves the performance of the original algorithms based on other heuristics. The following five schemes are compared with **TMPO**:

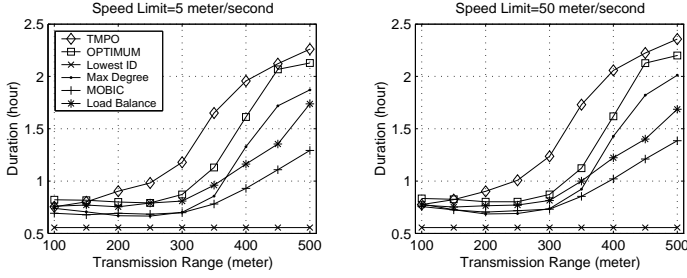
- **OPTIMUM**: This is a near-optimum approach that uses global topology information, the MDS is constructed by selecting nodes with the highest degree one by one until all nodes outside the MDS are covered by the MDS. Individual nodes with low degree in the MDS are inspected and eliminated from the MDS if the node and its dominated nodes are covered by other clusterheads in the MDS.
- **Lowest ID** [1], [3], [12], [14], [22]: In this approach, the node identifier is used to elect MDS members. A node is elected into the MDS if it has the lowest identifier in the one-hop neighborhood of itself or one of its one-hop neighbors.
- **Max Degree** [15], [17], [28]: In this approach, a node is elected into the MDS if it has the highest degree in the one-hop neighborhood of itself or one of its one-hop neighbors.
- **MOBIC** [8]: In this approach, each node computes a mobility metric based on the received-signal strength variations from its one-hop neighbors. A node becomes a clusterhead if it has the lowest mobility metric in the one-hop neighborhood of itself or one of its one-hop neighbors.
- **Load Balance** [2]: This approach is similar to **Lowest ID** except that it is based on a virtual identifier (VID) assigned to each node. The VID of a node increases every time slot if the node is a host, or remains constant if the node is a clusterhead. Each clusterhead runs a budget that decreases every time slot. A clusterhead resets its VID to 0 and returns to host status when the budget runs out, thus providing load balancing between network nodes.

The simulations are carried out in ad hoc networks generated over a  $1000 \times 1000$  square meter area with 100 nodes moving in random directions at random speeds. In order to simulate infinite plane, the opposite sides of the area is seamed together so that the simulation plane forms a torus. To mobility scenarios are simulated, of which the speed is selected from 0 to 5 meters/second in low mobility scenarios, or from 0 to 50 meters/second in high mobility scenarios. In each mobility scenario, the radio transmission range is set at different values in each simulation, chosen from 100 to 500 meters, so as to demonstrate the effects of the one-hop neighborhood density in the clusterhead elections. In **TMPO**, the node priority recomputation period is one minute.

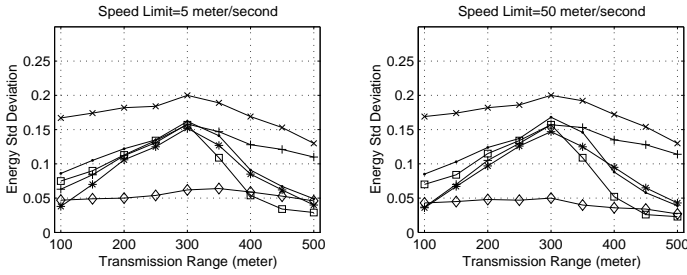
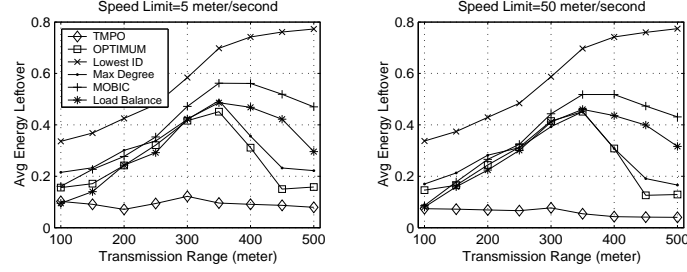
Different types of nodes consume energy at different rates. We ignore the energy consumed due to local computations, but assume that the energy consumption rate is only dependent on the type of the node. A host consumes 0.6% of the total energy per minute in these algorithms, a clusterhead consumes 3%, and a doorway or a gateway consumes 2.4%. Every node starts with an energy level of 1 at the beginning of each simulation.

The algorithms are compared using six different metrics, and the results are shown in Figures 15-17:

The simulations stop once any node runs out of energy in the network. The *simulation duration* (Figure 15(a)) measures the load balancing capability of the heuristics to pro-



(a) Simulation duration.



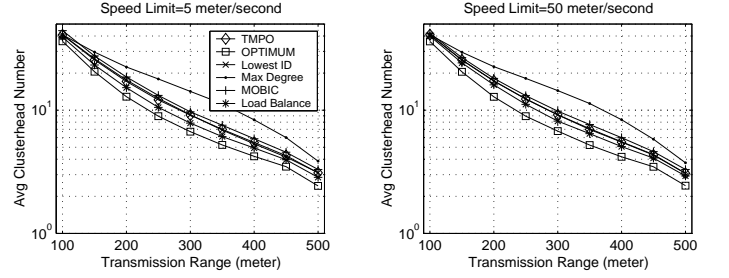
(b) The mean energy left and its standard deviation.

Fig. 15. Simulation duration and energy left.

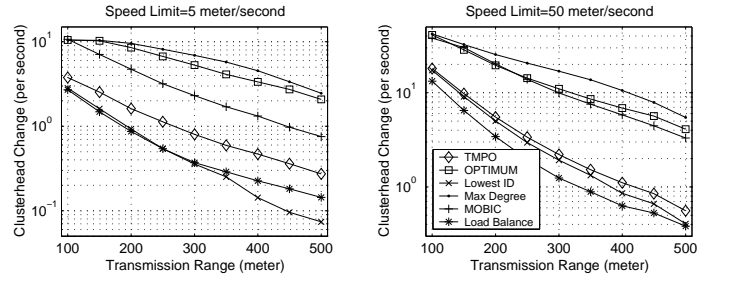
long the system lifetime by rotating the clusterhead roles between network nodes. **MOBIC** and **Lowest ID** perform the worst, because the clusterheads are mostly fixed over certain nodes throughout the simulations. In **Lowest ID**, the fact that the node with the lowest identifier is always in the MDS terminates the simulations in fixed time. **TMPO** is one of the best heuristics.

The mean and the standard deviation of the energy left per node when the simulation is over (Figure 15 (b)) indicate the load balancing capability of the heuristics. After each simulation, **TMPO** leaves the network nodes with the least energy and the lowest standard deviation because of its energy-awareness when selecting the MDS, while **Lowest ID** performs the worst because it always has nodes that are always or never elected to the MDS. The curves peak at transmission range 300- or 350-meter because the two-hop neighborhood of each node begins to overlap in the opposite directions on the plain, which renders less clusterheads and more opportunities to rotate clusterhead roles for some heuristics.

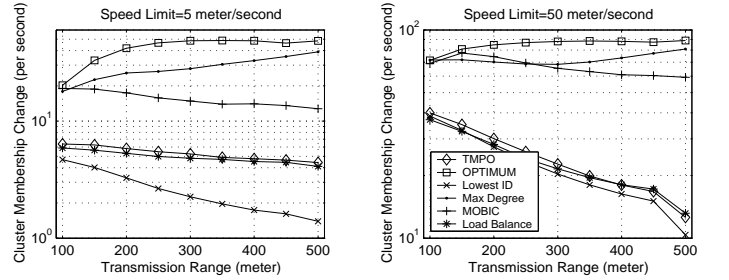
The *average number of clusterheads* (Figure 16 (a)) is measured each time slot when clusterhead recomputation happens. As Figure 16 (a) shows, all heuristics perform almost identically, which suggests that the MDS cardinality can hardly prove the advantage of topology management algorithms. It is the topology stability and load-balancing



(a) Average number of clusterheads.



(b) Clusterhead change rate.



(c) Cluster membership change rate.

Fig. 16. Statistics about clusterheads.

features of the algorithms that make the difference.

The *clusterhead change rate* (Figure 16 (b)) measures the stability of the MDS in a mobile network. **TMPO**, **Lowest ID** and **Load Balance** are the best performing, because they depend on relatively static attributes for clusterhead election, such as node identifiers and priorities which change less frequently than node locations. **OPTIMUM**, **Max Degree** and **MOBIC** perform the worst because the MDS elections depend on the volatile mobility and network topology of ad hoc networks.

The *cluster membership change rate* (Figure 16 (c)) measures the stability of network connections in the presence of mobility. The cluster membership change rates align to the clusterhead change rates of the examined heuristics. **TMPO**, **Lowest ID** and **Load Balance** still perform the best in both high and low mobility scenarios.

Given the above metrics, it is not easy to see the advantages of different heuristics. The *combined metric* (Figure 17) is the product of the average energy, its standard deviation, the average number of clusterheads, the clusterhead change rate and the cluster membership change rate of the respective simulations. Although it is meaningless to simply multiply several independent metrics, the product

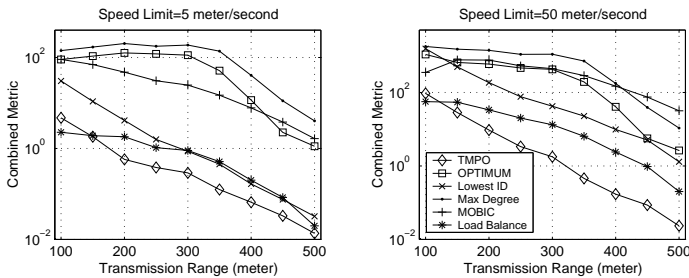


Fig. 17. Combined evaluations.

fairly compares the overall performance if the individual metrics are equally important. The lower the combined metric of a heuristic, the better the heuristic performs in terms of the clusterhead load-balancing capability and the MDS/CDS stability. As shown in Figure 17, **TMPO** performs near, if not always, the best among all heuristics in both low mobility and high mobility scenarios. **Load balance** is the second best in general. The simulations favored **Load balance**, because it assumes that all nodes start with the same energy level [2], which is the setup of the simulations.

Overall, when the mobility increases from 5 meter/second to 50 meters per second, **TMPO** shows better load balancing capability (Figure 15) and higher topology maintenance stability (Figure 17).

## VIII. CONCLUSION

We have presented **TMPO**, a novel energy-aware topology management approach based on dynamic node priorities in ad hoc networks. **TMPO** consists of two parts that implement the MDS and CDS elections, respectively. **TMPO** builds a stable and energy-aware CDS from the MDS to simplify the topology information for sufficient network connectivity and efficient data communication. Compared to five prior heuristics of MDS and CDS elections in ad hoc networks, **TMPO** offers four key advantages. First, **TMPO** obtains the MDS and CDS of the network without any negotiation stage; only two-hop neighbor information is needed. Second, **TMPO** allows nodes in the network to periodically recompute their priorities, so as to balance the clusterhead role and prolong the battery life of each node. Third, **TMPO** introduces the willingness value of a node, which decides the probability of the node being elected into the MDS according to the battery life and mobility of the node. Fourth, **TMPO** introduces doorway concept for the CDS in addition to the well-known gateway and clusterhead concepts.

A key contribution of this work consists of converting the static attributes of a node, such as node identifier, into a dynamic control mechanism that incorporates the three key factors for topology management in ad hoc networks — the nodal battery life, mobility, and load balancing. Although existing proposals have addressed all these aspects, **TMPO** constitutes a more comprehensive approach. **TMPO** is unique in that the election of the MDS is locally determined, without the need for any negotiation phase.

## REFERENCES

- [1] A. Amis, R. Prakash, T. Vuong, and D.T. Huynh. MaxMin D-Cluster Formation in Wireless Ad Hoc Networks. In *Proc. of IEEE Conference on Computer Communications (INFOCOM)*, Mar. 1999.
- [2] A.D. Amis and R. Prakash. Load-balancing clusters in wireless ad hoc networks. In *Proc. 3rd IEEE Symposium on Application-Specific Systems and Software Engineering Technology*, pages 25–32, Los Alamitos, CA, Mar. 24–25 2000.
- [3] D.J. Baker and A. Ephremides. The architectural organization of a mobile radio network via a distributed algorithm. *IEEE Transactions on Communications*, COM-29(11):1694–701, Nov. 1981.
- [4] S. Banerjee and S. Khuller. A Clustering Scheme for Hierarchical Control in Multi-hop Wireless Networks. In *Proc. of IEEE Conference on Computer Communications (INFOCOM)*, Anchorage, Alaska, Apr. 2001.
- [5] L. Bao and J.J. Garcia-Luna-Aceves. Link-state routing in networks with unidirectional links. In *Proc. Eight International Conference on Computer Communications and Networks*, pages 358–63, Boston, MA, USA, Oct. 11–13 1999.
- [6] L. Bao and J.J. Garcia-Luna-Aceves. A New Approach to Channel Access Scheduling for Ad Hoc Networks. In *Proc. ACM Seventh Annual International Conference on Mobile Computing and networking*, Rome, Italy, Jul. 16–21 2001.
- [7] L. Bao and J.J. Garcia-Luna-Aceves. Transmission Scheduling in Ad Hoc Networks with Directional Antennas. In *Proc. ACM Eighth Annual International Conference on Mobile Computing and networking*, Atlanta, Georgia, USA, Sep. 23–28 2002.
- [8] P. Basu, N. Khan, and T. D.C. Little. A Mobility Based Metric for Clustering in Mobile Ad Hoc Networks. In *International Workshop on Wireless Networks and Mobile Computing (WNMC2001)*, Scottsdale, Arizona, Apr. 16–19 2001.
- [9] B. Chen, K. Jamieson, H. Balakrishnan, and R. Morris. Span: an Energy-Efficient Coordination Algorithm for Topology Maintenance in Ad Hoc Wireless Networks. In *Proc. 7th ACM MOBICOM*, Rome, Italy, Jul. 2001.
- [10] C.C. Chiang, H.K. Wu, W. Liu, and M. Gerla. Routing in clustered multihop, mobile wireless networks with fading channel. In *IEEE Singapore International Conference on Networks SICON'97*, pages 197–211, Singapore, Apr. 14–17 1997.
- [11] T. Clausen, P. Jacquet, A. Laouiti, P. Muhlethaler, a. Qayyum, and L. Viennot. Optimized Link State Routing Protocol. In *IEEE INMIC*, Pakistan, 2001.
- [12] A. Ephremides, J. E. Wieselthier, and D. J. Baker. A design concept for reliable mobile radio networks with frequency hopping signaling. *Proc. of IEEE*, 75(1):56–73, Jan. 1987.
- [13] M.R. Garey and D.S. Johnson. *Computers and intractability. A guide to the theory of NP-completeness*. Freeman, Oxford, UK, 1979.
- [14] M. Gerla and J.T.C. Tsai. Multiclustor, mobile, multimedia radio network. *Wireless Networks*, 1(3):255–65, 1995.
- [15] S. Guha and S. Khuller. Approximation algorithms for connected dominating sets. *Algorithmica*, 20, (no.4):374–87, Apr. 1998. Springer-Verlag.
- [16] L. Hu. Topology control for multihop packet radio networks. *IEEE Transactions on Communications*, 41(10):1474–81, Oct. 1993.
- [17] L. Jia, R. Rajaraman, and T. Suel. An Efficient Distributed Algorithm for Constructing Small Dominating Sets. In *Twentieth ACM Symposium on Principles of Distributed Computing PODC'01*, Newport, Rhode Island, Aug. 26–29 2001.
- [18] A. Konstantinidis, K. Yang, H.H. Chen, and Qingfu Zhang. Energy-aware topology control for wireless sensor networks using memetic algorithms. *Computer Communications*, 30(14–15):2753–2764, 2007.
- [19] P. Krishna, N. Vaidya, M. Chatterjee, and D. Pradhan. A cluster-based approach for routing in dynamic networks. *ACM SIGCOMM Computer Communication Review*, pages 49–65, Apr. 1997.
- [20] L. Li, V. Bahl, Y.M. Wang, and R. Wattenhofer. Distributed Topology Control for Power Efficient Operation in Multihop Wireless Ad Hoc Networks. In *Proc. of IEEE Conference on Computer Communications (INFOCOM)*, Apr. 2001.
- [21] Mo Li and Baijian Yang. A Survey on Topology issues in Wireless Sensor Networks. In *Proc. of the 2006 International Conference on Wireless Networks (ICWN)*, 2006.

- [22] C.R. Lin and M. Gerla. Adaptive Clustering for Mobile Wireless Networks. *IEEE Journal on Selected Areas in Communications*, 15(7):1265–75, Sep. 1997.
- [23] S. Narayanaswamy, V. Kawadia, R. S. Sreenivas, and P. R. Kumar. Power Control in Ad-Hoc Networks: Theory, Architecture, Algorithm and Implementation of the COMPOW Protocol. In *Proc. of the European Wireless Conference – Next Generation Wireless Networks: Technologies, Protocols, Services and Applications*, pages 156–162, Florence, Italy, Feb. 25-28 2002.
- [24] R. Prakash. Unidirectional links prove costly in Wireless Ad-Hoc Networks. In *Proc. of the Discrete Algorithms and Methods for Mobile Computing and Communications - DialM*, Seattle, WA, Aug. 20 1999.
- [25] R. Ramanathan and R. Rosales-Hain. Topology Control of Multihop Wireless Networks using Transmit Power Adjustment. In *Proc. of IEEE Conference on Computer Communications (INFOCOM)*, page N.A. IEEE, Mar. 26-30 2000.
- [26] R. Ramanathan and M. Steenstrup. Hierarchically-organized, multihop mobile wireless networks for quality-of-service support. *Mobile Networks and Applications*, 3(1):101–19, 1998.
- [27] P. Sinha, R. Sivakumar, and V. Bharghavan. Enhancing ad hoc routing with dynamic virtual infrastructures. In *Proc. of IEEE Conference on Computer Communications (INFOCOM)*, pages 1763–72, Anchorage, AK, USA, Apr. 22-26 2001.
- [28] R. Sivakumar, P. Sinha, and V. Bharghavan. CEDAR: a core-extraction distributed ad hoc routing algorithm. *IEEE JSAC*, 17(8):1454–65, Aug. 1999.
- [29] H. Takagi and L. Kleinrock. Optimal transmission ranges for randomly distributed packet radio terminals. *IEEE Transactions on Communications*, 32(3):246–57, Mar. 1984.
- [30] V. Tsiatsis, S. Ganeriwal, and M. Srivastava. Topology management for sensor networks: exploiting latency and density. In *Proc. of the 3rd ACM International Symposium on Mobile Ad Hoc Networking and Computing (MOBIHOC)*, pages 135 – 145, 2002.



**Lichun Bao** received the B.S. degree in computer science from the University of Science and Technology of China, Hefei, China, in 1994, the M.E. degree in computer engineering from Tsinghua University, Beijing, China, in 1997, and the Ph.D. degree in computer science from the University of California, Santa Cruz, CA, in 2002. He is an Assistant Professor of Computer Science at the University of California, Irvine (UCI).



**J.J. Garcia-Luna-Aceves** received the B.S. degree in Electrical Engineering from the Universidad Iberoamericana, Mexico City, Mexico in 1977; and the M.S. and Ph.D. degrees in Electrical Engineering from the University of Hawaii at Manoa, Honolulu, HI in 1980 and 1983, respectively. He holds the Jack Baskin Endowed Chair of Computer Engineering at the University of California, Santa Cruz (UCSC), is Chair of the Computer Engineering Department, and

is a Principal Scientist at the Palo Alto Research Center (PARC). Prior to joining UCSC in 1993, he was a Center Director at SRI International (SRI) in Menlo Park, California. He has been a Visiting Professor at Sun Laboratories and a Principal of Protocol Design at Nokia.

Dr. Garcia-Luna-Aceves holds 31 U.S. patents, and has published a book and more than 400 papers. He has directed 28 Ph.D. theses and 25 M.S. theses since he joined UCSC in 1993. He has been the General Chair of the ACM MobiCom 2008 Conference; the General Chair of the IEEE SECON 2005 Conference; Program Co-Chair of ACM MobiHoc 2002 and ACM MobiCom 2000; Chair of the ACM SIG Multimedia; General Chair of ACM Multimedia '93 and ACM SIGCOMM '88; and Program Chair of IEEE MULTIMEDIA '92, ACM SIGCOMM '87, and ACM SIGCOMM '86. He has served in the IEEE Internet Technology Award Committee, the IEEE Richard W. Hamming Medal Committee, and the National Research Council Panel on Digitization and Communications Science of the Army Research Laboratory Technical Assessment Board.

He is an IEEE Fellow and an ACM Fellow, and is listed in Marquis Who's Who in America and Who's Who in The World. He is the co-recipient of the IEEE Fred W. Ellersick 2008 MILCOM Award for best unclassified paper. He is also co-recipient of Best Paper Awards at the IEEE MASS 2008, SPECTS 2007, IFIP Net-

working 2007, and IEEE MASS 2005 conferences, and of the Best Student Paper Award of the 1998 IEEE International Conference on Systems, Man, and Cybernetics. He received the SRI International Exceptional-Achievement Award in 1985 and 1989.